V3
Escala 1:50

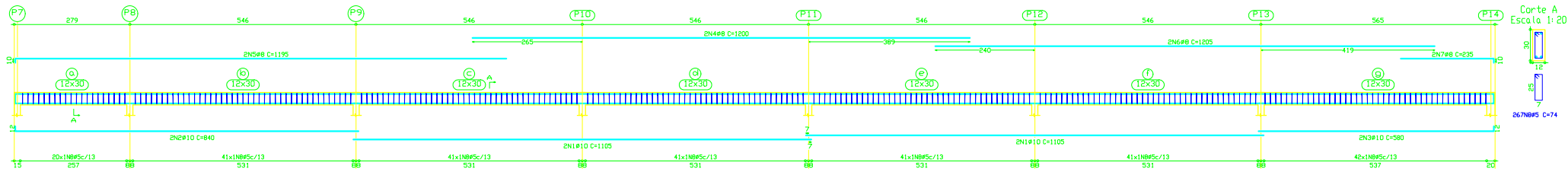

V6
Escala 1:50

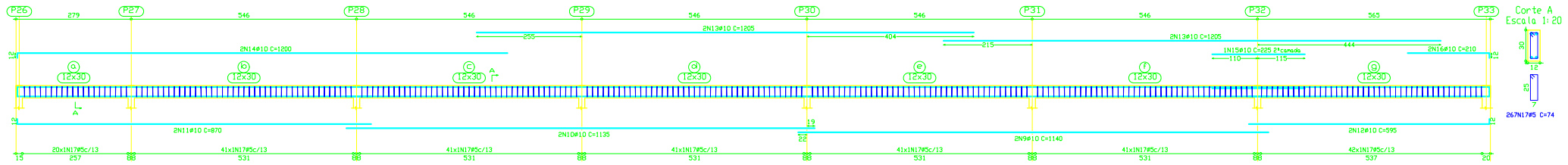

V29
Escala 1:50

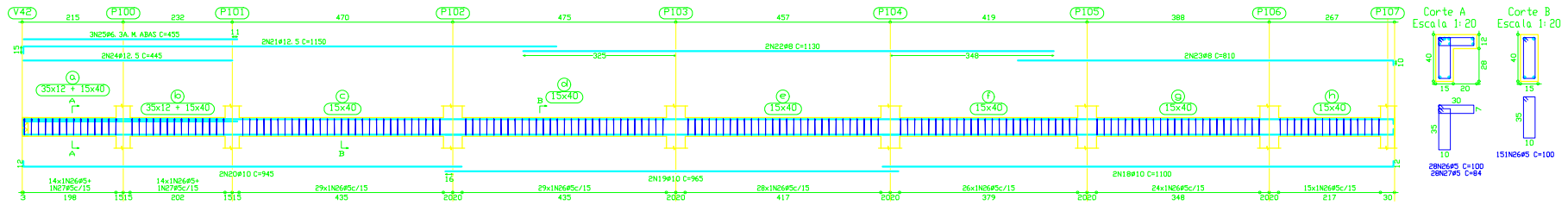

V38
Escala 1:50

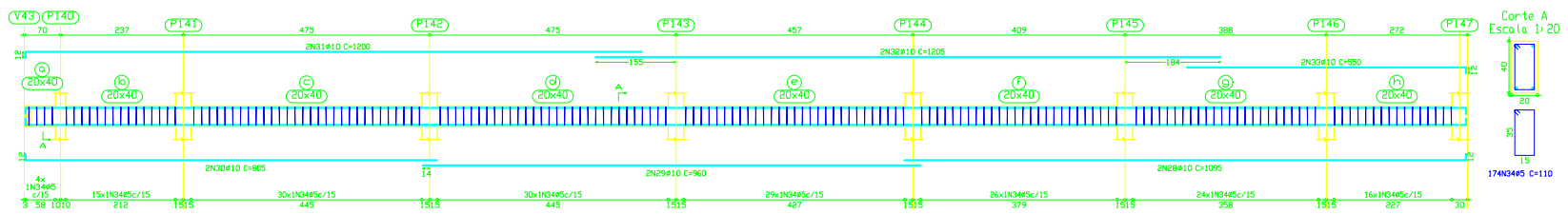

V42
Escala 1:50

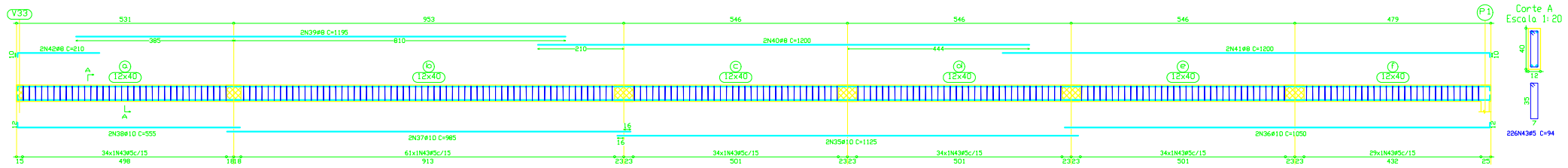

Elemento	Pos.	Diam.	Q.	Dob. (cm)	Reta (cm)	Dob. (cm)	Comp. (cm)	Total (cm)	CA-50-A (kg)	CA-60-B (kg)
V3	1	ø10	4		1105		1105	4420	27.8	
	2	ø10	2	12	828		840	1680	10.6	
	3	ø10	2		568	12	580	1160	7.3	
	4	ø8	2		1200		1200	2400	9.4	
	5	ø8	2	10	1185		1195	2390	9.4	
	6	ø8	2		1205		1205	2410	9.5	
	7	ø8	2		225	10	235	470	1.8	
	8	ø5	267				74	19758		31.0
								Total(+10%)	83.4	34.1
V6	9	ø10	2		1140		1140	2280	14.3	
	10	ø10	2		1135		1135	2270	14.3	
	11	ø10	2	12	858		870	1740	10.9	
	12	ø10	2		583	12	595	1190	7.5	
	13	ø10	4		1205		1205	4820	30.3	
	14	ø10	2	12	1188		1200	2400	15.1	
	15	ø10	1		225		225	225	1.4	
	16	ø10	2		198	12	210	420	2.6	
	17	ø5	267				74	19758		31.0
								Total(+10%)	106.0	34.1
V29	18	ø10	2		1088	12	1100	2200	13.8	
	19	ø10	2		965		965	1930	12.1	
	20	ø10	2	12	933		945	1890	11.9	
	21	ø12.5	2	15	1135		1150	2300	22.6	
	22	ø8	2		1130		1130	2260	8.9	
	23	ø8	2		800	10	810	1620	6.4	
	24	ø12.5	2		445		445	890	8.7	
	25	ø6.3	3		455		455	1365	3.4	
	26	ø5	179				100	17900		28.1
	27	ø5	28				84	2352		3.7
								Total(+10%)	96.6	35.0
V38	28	ø10	2		1083	12	1095	2190	13.8	
	29	ø10	2		960		960	1920	12.1	
	30	ø10	2	12	793		805	1610	10.1	
	31	ø10	2	12	1188		1200	2400	15.1	
	32	ø10	2		1205		1205	2410	15.1	
	33	ø10	2		538	12	550	1100	6.9	
	34	ø5	174				110	19140		30.0
								Total(+10%)	80.4	33.0
V42	35	ø10	2		1125		1125	2250	14.1	
	36	ø10	2		1038	12	1050	2100	13.2	
	37	ø10	2		985		985	1970	12.4	
	38	ø10	2	12	543		555	1110	7.0	
	39	ø8	2		1195		1195	2390	9.4	
	40	ø8	2		1200		1200	2400	9.4	
	41	ø8	2		1190	10	1200	2400	9.4	
	42	ø8	2	10	200		210	420	1.6	
	43	ø5	226				94	21244		33.4
								Total(+10%)	84.2	36.7
								ø5:	0.0	172.9
								ø6.3:	3.8	0.0
								ø8:	82.7	0.0
								ø10:	329.7	0.0
								ø12.5:	34.4	0.0
								Total:	450.6	172.9

SUPERIOR - NIVEL +3,80
Desenho de vigas
Concreto: C25, em geral
Aço: CA-50-A e CA-60-B
Escala vigas: 1:50
Escala seções: 1:20

NORMAS

MATERIAIS

CONCRETO

AÇO

LAJES

EXECUÇÃO DA ESTRUTURA

CARGAS ADOTADAS PARA ESTE PROJETO

RECOBRIMENTOS

FUNDAÇÕES

PROJETOS DE ESTRUTURA
pc projetos
pcprojetos@uol.com.br Tel.:(22) 2645-6847
resp. téc.: PAULO AURENÇÃO-CREA 34163-D-RJ

CLIENTE: PREFEITURA DE CABO FRIO

Local: Av. Henrique Terra – Lote 09 – Quadra 18
Novo Portinho – Cabo Frio – RJ

ESTRUTURA
ARMAÇÃO DAS VIGAS – PAVIMENTO SUPERIOR (Parte 2/7)

PC–202259 | 18

P C PF TR C F E S T 1 8 AR VG S U P R 0

PC-PFTR-CF-EST-18-AR-VG-SUP-R0.DWG

A1 EXT.